



QUICK START GUIDE

QUICK & ADVANCED SEARCHES

Learn How To:

1. Run a Quick Search
2. Find a Sample
3. Find your Equipment


QUICK SEARCH

Dashboard

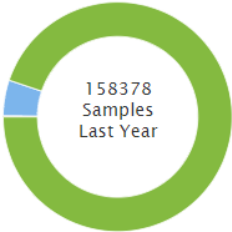
WELCOME

Welcome to Labcheck

Get the most out of your oil analysis program by using our brand new Management Report.



SAMPLE STATUS




158378 Samples Last Year

- In Transit
- In Progress
- Complete

NEWS

- NEWS.UNITMOVE 02/14/2023
Joe Fidd moved unit 1081592joe fidd from site 300663 to site 300663
- NEWS.UNITMOVE 02/14/2023
Eric Arnold moved unit 1480 from site 204364 to site 204364
- SAMPLE SUBMITTED 02/10/2023
Lori Beerwart sampled unit 5802004 at site 4491
- SAMPLE SUBMITTED 02/10/2023
Lori Beerwart sampled unit 5738279 at site MWD-3617-

ALERTS



1856 Alerts Last Year

- Equipment has missing info
- Equipment Maintenance Event
- Component Overdue for Sampling

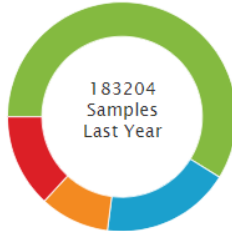
TRACK SAMPLES

Enter a tracking number

CRITICAL CONDITION

UNIT	COMPONENT
3059	ENGINE
2212639	ENGINE

RECENT SAMPLES BY SEVERITY

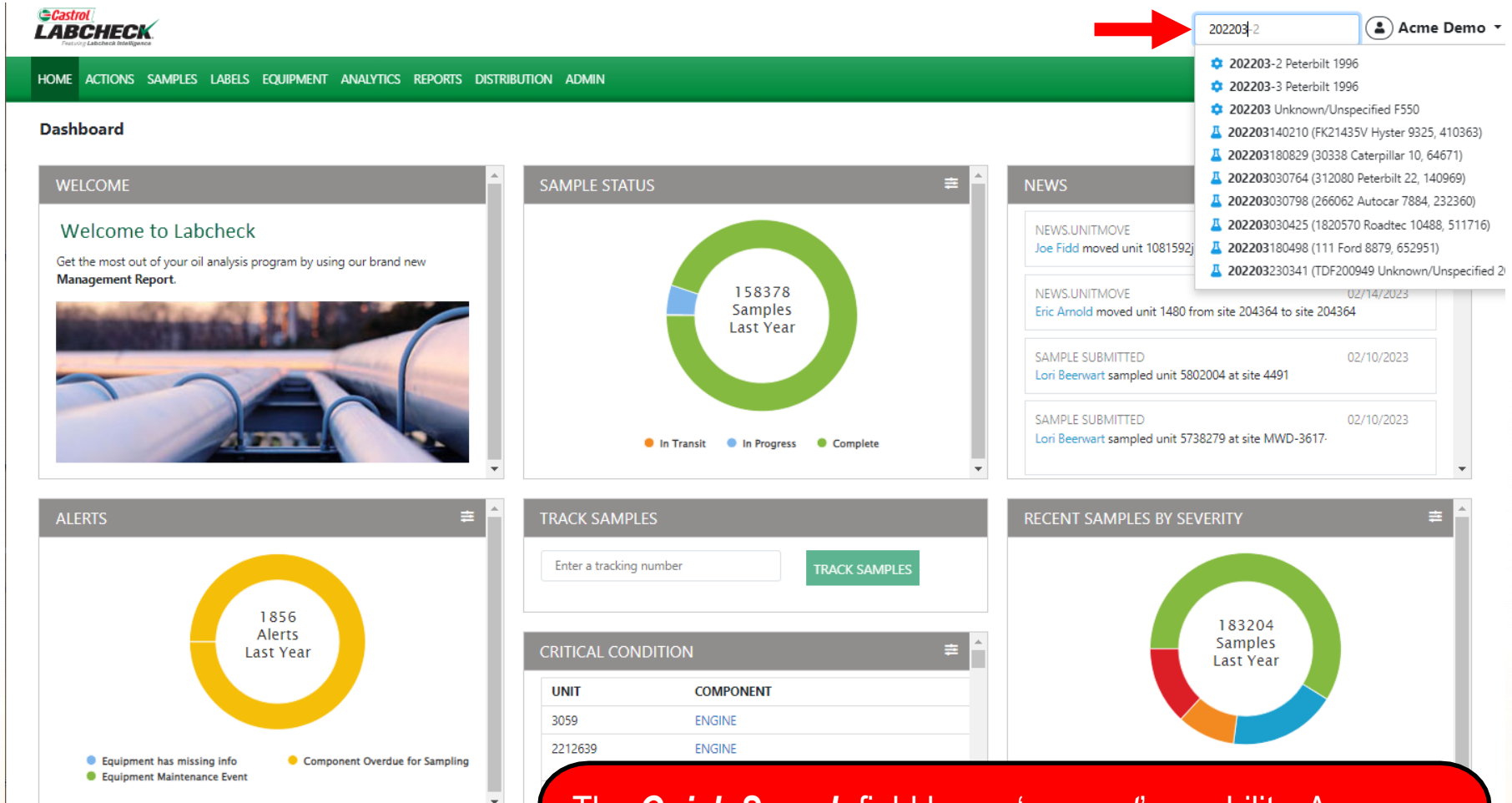


183204 Samples Last Year

- A
- B
- C
- D

The **Quick Search** field is found in the upper right hand side of your screen on each tab.

QUICK SEARCH



The screenshot shows the Castrol Labcheck dashboard. At the top right, a search field contains the text "202203-2". A red arrow points to this field, and a dropdown menu is open, displaying a list of search suggestions. The suggestions include:

- 202203-2 Peterbilt 1996
- 202203-3 Peterbilt 1996
- 202203 Unknown/Unspecified F550
- 202203140210 (FK21435V Hyster 9325, 410363)
- 202203180829 (30338 Caterpillar 10, 64671)
- 202203030764 (312080 Peterbilt 22, 140969)
- 202203030798 (266062 Autocar 7884, 232360)
- 202203030425 (1820570 Roadtec 10488, 511716)
- 202203180498 (111 Ford 8879, 652951)
- 202203230341 (TDF200949 Unknown/Unspecified 2)

The dashboard itself features several widgets:

- WELCOME:** "Welcome to Labcheck. Get the most out of your oil analysis program by using our brand new Management Report." Includes an image of oil pipes.
- SAMPLE STATUS:** A donut chart showing "158378 Samples Last Year". Legend: In Transit (orange), In Progress (blue), Complete (green).
- ALERTS:** A donut chart showing "1856 Alerts Last Year". Legend: Equipment has missing info (blue), Equipment Maintenance Event (green), Component Overdue for Sampling (yellow).
- TRACK SAMPLES:** A search box with "Enter a tracking number" and a "TRACK SAMPLES" button.
- CRITICAL CONDITION:** A table listing units and components.
- RECENT SAMPLES BY SEVERITY:** A donut chart showing "183204 Samples Last Year". Legend: Green, Red, Orange, Blue.
- NEWS:** A list of news items, including "NEWS.UNITMOVE" and "SAMPLE SUBMITTED".

UNIT	COMPONENT
3059	ENGINE
2212639	ENGINE

The **Quick Search** field has a 'suggest' capability. As you type, you will see matches based on the characters you enter. Enter the first few letters of a Lab No., unit ID, worksite, etc., and click on the matching text to go to the specified area

SEARCH - SAMPLES

+ Add Filter



DATE RANGE

Last Year ▾

SHOW

All ▾

 MARK SAMPLES ▾

 EXPORT XLS

 PRINT REPORT(S)



<input type="checkbox"/>	LAB NUMBER	SEVERITY	CUSTOMER	CONDITION	COMPONENT
<input type="checkbox"/>	<input type="text"/>	1 Selected ▾	ACME	- Select - ▾	<input type="text"/>
<input type="checkbox"/>	202208122574	D	ACME	Viscosity/Wear	TRANS-AUTO
<input type="checkbox"/>	202208122571	D	ACME	Low Viscosity	CENTER DIFFERENTIAL
<input type="checkbox"/>	202207202051	D	ACME	Soot/High Viscosity	DIESEL ENGINE
<input type="checkbox"/>	202207211830	D	ACME	Coolant Intrusion	ENGINE
<input type="checkbox"/>	202207211844	D	ACME	Fuel/Low Viscosity	ENGINE QSF3.8
<input type="checkbox"/>	202208122582	D	ACME	Viscosity/Wear	LEFT FRONT FINAL DRIVE
<input type="checkbox"/>	202207191720	D	ACME	Fuel/Low Viscosity	ENGINE
<input type="checkbox"/>	202208122579	D	ACME	Low Viscosity	RIGHT REAR FINAL DRIVE
<input type="checkbox"/>	202208122578	D	ACME	Viscosity/Wear	HYDRAULIC
<input type="checkbox"/>	202207191714	D	ACME	Fuel/Low Viscosity	ENGINE

Showing 10 rows

On the **SAMPLES** tab, filter any of the columns by simply typing in the field at the top of the column or selecting from the dropdown.

SEARCH - SAMPLES

HOME ACTIONS **SAMPLES** LABELS EQUIPMENT ANALYTICS REPORTS DISTRIBUTION ADMIN

+ Add Filter



DATE RANGE Last Year

SHOW

All

MARK SAMPLES

EXPORT XLS

PRINT REPORT(S)



<input type="checkbox"/>	LAB NUMBER		CUSTOMER	CONDITION	COMPONENT
<input type="checkbox"/>	202208122574	D	ACME	Viscosity/Wear	TRANS-AUTO
<input type="checkbox"/>	202208122571	D	ACME	Low Viscosity	CENTER DIFFERENTIAL
<input type="checkbox"/>	202207202051	D	ACME	Soot/High Viscosity	DIESEL ENGINE
<input type="checkbox"/>	202207211830	D	ACME	Coolant Intrusion	ENGINE
<input type="checkbox"/>	202207211844	D	ACME	Fuel/Low Viscosity	ENGINE QSF3.8
<input type="checkbox"/>	202208122582	D	ACME	Viscosity/Wear	LEFT FRONT FINAL DRIVE
<input type="checkbox"/>	202207191720	D	ACME	Fuel/Low Viscosity	ENGINE
<input type="checkbox"/>	202208122579	D	ACME	Low Viscosity	RIGHT REAR FINAL DRIVE
<input type="checkbox"/>	202208122578	D	ACME	Viscosity/Wear	HYDRAULIC
<input type="checkbox"/>	202207191714	D	ACME	Fuel/Low Viscosity	ENGINE

Showing 10 rows

738 << < ... > >>

Select your Date Range, as well as Show Samples based on their "viewed" status.

SEARCH - SAMPLES

Search adhoc filters



SHOW All

	SEVERITY	CUSTOMER	CONDITION	COMPONENT
	1 Selected	ACME	- Select -	
<input type="checkbox"/>	D	ACME	Viscosity/Wear	TRANS-AUTO
<input type="checkbox"/>	D	ACME	Low Viscosity	CENTER DIFFERENTIAL
<input type="checkbox"/>	D	ACME	Soot/High Viscosity	DIESEL ENGINE
<input type="checkbox"/>	D	ACME	Coolant Intrusion	ENGINE
<input type="checkbox"/>	D	ACME	Fuel/Low Viscosity	ENGINE QSF3.8
<input type="checkbox"/>	D	ACME	Viscosity/Wear	LEFT FRONT FINAL DRIVE
<input type="checkbox"/>	D	ACME	Fuel/Low Viscosity	ENGINE
<input type="checkbox"/>	D	ACME	Low Viscosity	RIGHT REAR FINAL DRIVE
<input type="checkbox"/>	D	ACME	Viscosity/Wear	HYDRAULIC
<input type="checkbox"/>	D	ACME		

Showing 10 rows

The **+Add Filter** lets you add one or more filters to search for a sample. The **filter** icon allows you to use a saved filter. For more detailed instructions, please see the **Filters** quick start guide.

SEARCH - EQUIPMENT

HOME ACTIONS SAMPLES LABELS **EQUIPMENT** ANALYTICS REPORTS DISTRIBUTION ADMIN

Equipment

[Equipment](#) / [Browse Equipment](#)

COMPARE

PRINT LABELS

Search Equipment Hierarchy...

- Acme Demo Top Master
 - Acme Demo Master
 - ACME Demo Area 1
 - ACME Demo Area 2
 - Acme Demo Worksite 2
 - 1-10, Caterpillar D6K LGP
 - 1-10_LORI, Caterpillar D6K LGP
 - 1-13, Caterpillar D8R
 - 2-15, Caterpillar 330DL
 - 30-016, Peterbilt 337
 - 30-211, Peterbilt 378
 - 632407, Freightliner M2106

ACME DEMO DETAILS

MODIFY

Name Acme Demo Top Master Contact
Address 1 Address 2
City State/Province
Zip Code
Lab Account # SAP #

CUSTOMER LIST

NAME	CONTACT	ADDRESS 1	CITY
------	---------	-----------	------

ACME DEMO MASTER

Showing 100 rows

IMPORT UNITS

On the **EQUIPMENT** tab, use the Search Equipment Hierarchy to locate equipment

SEARCH - EQUIPMENT

Equipment

[Equipment](#) / [Browse Equipment](#)

COMPARE PRINT LABELS

632407 Freightliner M210

- 632407 Freightliner M2106 (S/N:)
- 632407 Freightliner M2 (S/N:)
- 632407 Freightliner M2106 (S/N: 1N3498WD4902866)

- Acme Demo Worksite 2
 - 1-10, Caterpillar D6K LGP
 - 1-10_LORI, Caterpillar D6K LGP
 - 1-13, Caterpillar D8R
 - 2-15, Caterpillar 330DL
 - 30-016, Peterbilt 337
 - 30-211, Peterbilt 378
 - 632407, Freightliner M2106

ACME DEMO DETAILS

MODIFY

Name Acme Demo Top Master Contact
Address 1 Address 2
City State/Province
Zip Code
Lab Account # SAP #

CUSTOMER LIST

NAME	CONTACT	ADDRESS 1	CITY
ACME DEMO MASTER			

Showing 100 rows

ALL ACME DEMO UNITS

The *Equipment Search* field has a 'suggest' capability. As you type, you will see matches based on the characters you enter. Enter the first few letters of a customer, worksite, unit ID, etc., and click on the matching text to go to the specified area

SEARCH - EQUIPMENT

Equipment

Equipment / Find Equipment

Search adhoc filters 



- Action Resolution
- Action Status
- City
- Component
- Component Make
- Component Model
- Component Reference No.
- Condition
- Customer
- Customer List
- Equipment Type
- Fuel Type
- Has Action
- Oil Brand
- Oil Grade

Active ▾

	CUSTOMER	WORKSITE	UNIT MANUFACTURER	UNIT MODEL	UNIT SERIAL
	ACME Demo	Houston , TX	Caterpillar	-	SN123456789
VIN	ACME Demo	Houston , TX	-	-	
<input type="checkbox"/>	Acme	PHILADELPHIA PA	GMC	Sierra 3500HD	3GDKC34FX2M115023
<input type="checkbox"/>	Acme	PHILADELPHIA PA	GMC	Sierra 3500HD	3GDKC34FX2M115023
<input type="checkbox"/>	Acme	PHILADELPHIA PA	Ford	F150	1FTRF14W85N81224
<input type="checkbox"/>	Acme	PHILADELPHIA PA	Ford	F150	1FTRF14W85N81224
<input type="checkbox"/>	Acme	PHILADELPHIA PA	Ford	F150	1FTRF14WX5N81225
<input type="checkbox"/>	Acme	PHILADELPHIA PA	Ford	F150	1FTRF14WX5N81225
<input type="checkbox"/>	Acme	PHILADELPHIA PA	Ford	F150	1FTRX14W55N81226
<input type="checkbox"/>	Acme	PHILADELPHIA PA	Ford	F150	1FTRX14W55N81226

In FIND EQUIPMENT, the **+Add Filter** lets you add one or more filters to search for your equipment. The **filter icon** allows you to use a saved filter. For more detailed instructions, please see the **Filters** quick start guide.



CASTROL LABCHECK SUPPORT DESK:

Phone: **866-LABCHECK (522-2432)**

Labchecksupport@bureauveritas.com

<https://www.labcheckresources.com/>

