



Mobile App Quick Start Guide  
(iPad Version)

# Finding the App in the App Store

iPad

5:49 PM

73%

iPad Only ▾

Any Price ▾

All Categories ▾

By Relevance ▾

All Ages ▾

labcheck



Labcheck On The...  
Analysts I...



Labcheck On The Go 4+  
Analysts Inc. >



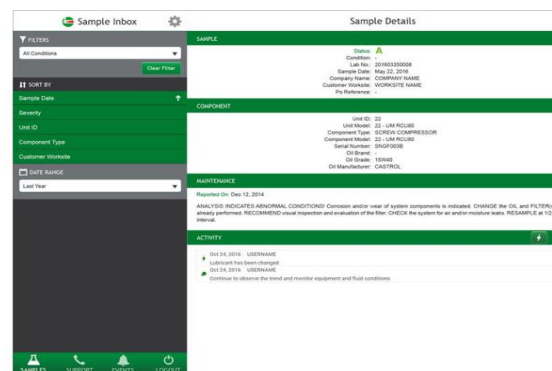
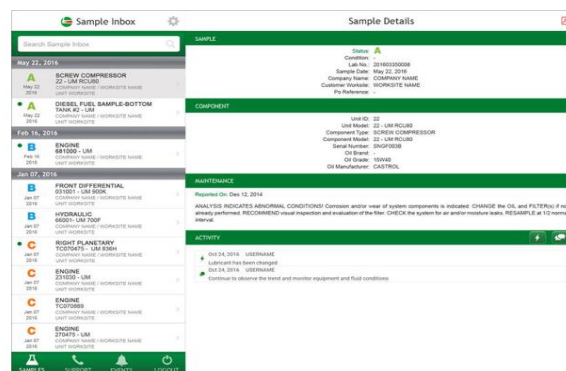
+ GET

Details

Reviews

Related

iPad



## Description

The must-have mobile app for viewing your used oil and

- Get instant access to your sample inbox
- Set notifications for receiving critical sample results
- Set user-defined sample result severity levels

To find the app in the app store, search for "Labcheck". Tap on the +GET button to install the app on your iPad.



Featured



Categories



Top Chart



## Labcheck Mobile Login

Sign In

[Forgot your Username and Password](#)

[Request New Account](#)

Enter in your username and password and tap on the **Sign In** button. Your log in credentials are the same as the desktop version.

# Resetting Your Password



## Username and Password Reminder

Forgot your Username and Password?

Just enter the email address you used when you registered. We will send your user name and a reset password to that address.

Send

Close

If you've forgotten your username and/or password click on the **Forgot your Username and Password** link, then enter in your email address and a new password will be sent to your email shortly.

# Registering a New Account

App Store 5:50 PM 73%



## Register New Account

Username\*

First Name\*

Last Name\*

Company\*

Phone\*

Email\*

[Request New Account](#)

If you are new to LOAMS you can request a new account by clicking on the **Request New Account** link and fill out the fields. Please note that it may take up to 48 hours for your new account to be activated.

# Notifications

Sample Inbox

Search Sample Inbox

Nov 23, 2016

A

211852 - COOLING SYST...  
Peterbilt 320  
Waste Management, S03187 ...

Nov 23 2016

B

414879 - HYDRAULIC  
Peterbilt 365  
Waste Management, S03826...

Nov 23 2016

A

414879 - TRANS-AUTO  
Peterbilt 365  
Waste Management, S03826...

Nov 23 2016

C

WL130873 - REAR DIFFE...  
--  
Republic Waste, 4575 - Midt...

Nov 23 2016

C

WL130873 - FRONT DIFF...  
--  
Republic Waste, 4575 - Midt...

Nov 23 2016

A

200215 - HYDRAULIC  
Autocar WX64  
WCN, C 6091 PWS HLG Tim...

Nov 23 2016

SAMPLES

SUPPORT

SETTING

8:20 AM

Sample Details

SAMPLE

Status:

Condition:

Lab No.:

Sample Date:

Company Name:

Worksite:

Reference:

Unit ID:

Model:

Component Model:

Serial Number:

Oil Brand:

Oil Grade:

Oil Manufacturer:

MAINTENANCE

Reported On:

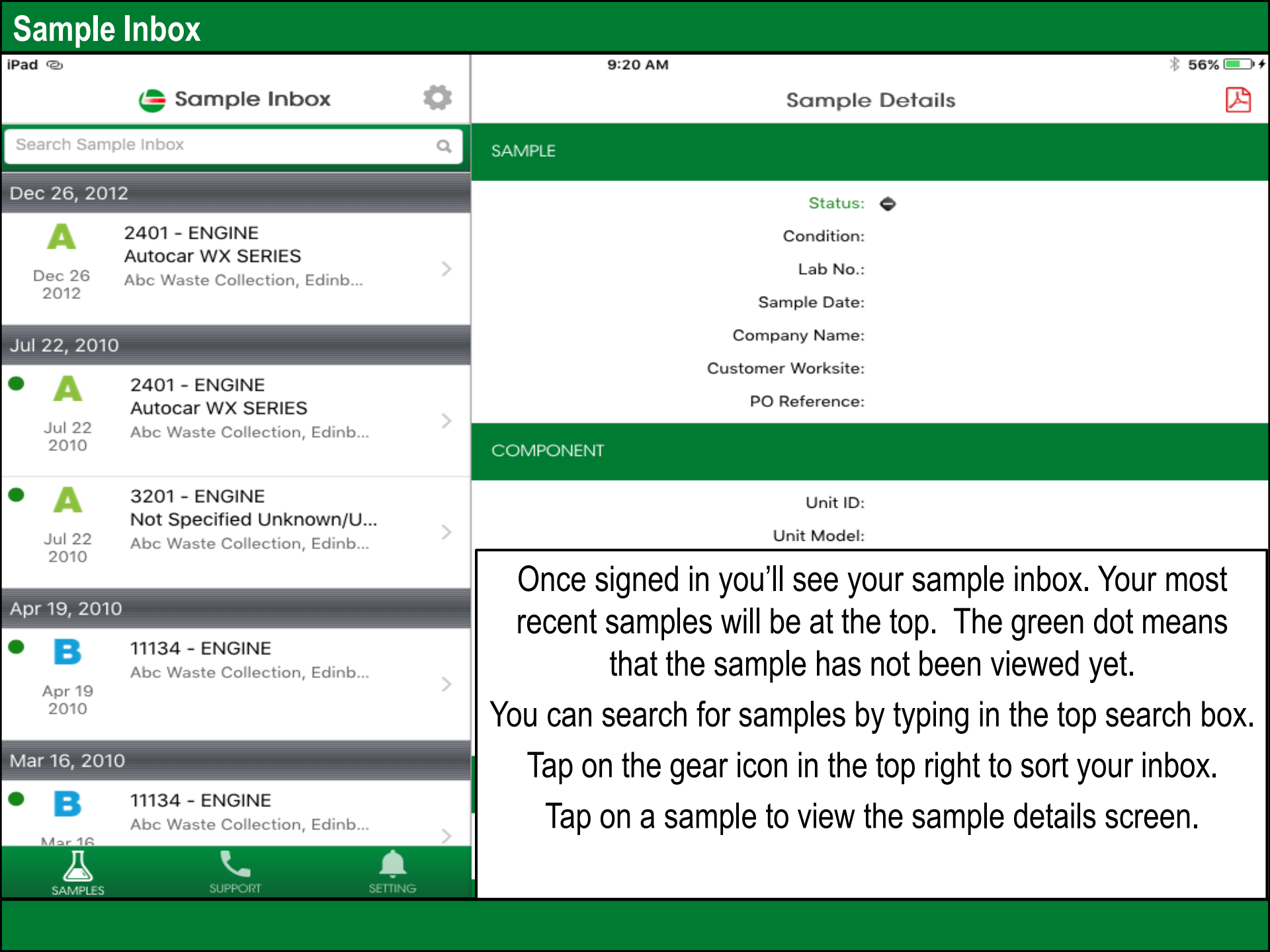
"LabCheck On The Go"  
Would Like to Send You  
Notifications

Notifications may include alerts,  
sounds, and icon badges. These can  
be configured in Settings.

Don't Allow

OK

When prompted tap Allow to  
have Labcheck send you push  
notifications once samples are  
complete at the lab.



# Sample Inbox

Search Sample Inbox

Dec 26, 2012

A

Dec 26 2012

2401 - ENGINE  
Autocar WX SERIES  
Abc Waste Collection, Edinb...

>

Jul 22, 2010

A

Jul 22 2010

2401 - ENGINE  
Autocar WX SERIES  
Abc Waste Collection, Edinb...

>

A

Jul 22 2010

3201 - ENGINE  
Not Specified Unknown/U...  
Abc Waste Collection, Edinb...

>

Apr 19, 2010

B

Apr 19 2010

11134 - ENGINE  
Abc Waste Collection, Edinb...

>

Mar 16, 2010

B

Mar 16

11134 - ENGINE  
Abc Waste Collection, Edinb...

>

SAMPLES

SUPPORT

SETTING

9:20 AM

56%

Sample Details

STATUS

Status:

Condition:

Lab No.:

Sample Date:

Company Name:

Customer Worksite:

PO Reference:

COMPONENT

Unit ID:

Unit Model:

Once signed in you'll see your sample inbox. Your most recent samples will be at the top. The green dot means that the sample has not been viewed yet. You can search for samples by typing in the top search box. Tap on the gear icon in the top right to sort your inbox. Tap on a sample to view the sample details screen.

# Sorting Your Inbox

Sample Inbox

FILTERS

Clear Filter

SORT BY

Sample Date

Severity

Unit ID

Component Type

Customer Worksite

DATE RANGE

Last 5 Days

SAMPLES

SUPPORT

SETTING

9:20 AM

Sample Details

SAMPLE

Status:

Condition:

Lab No.:

Sample Date:

Company Name:

Customer Worksite:

PO Reference:

COMPONENT

Unit ID:

Unit Model:

Component Type:

Component Model:

MAIN

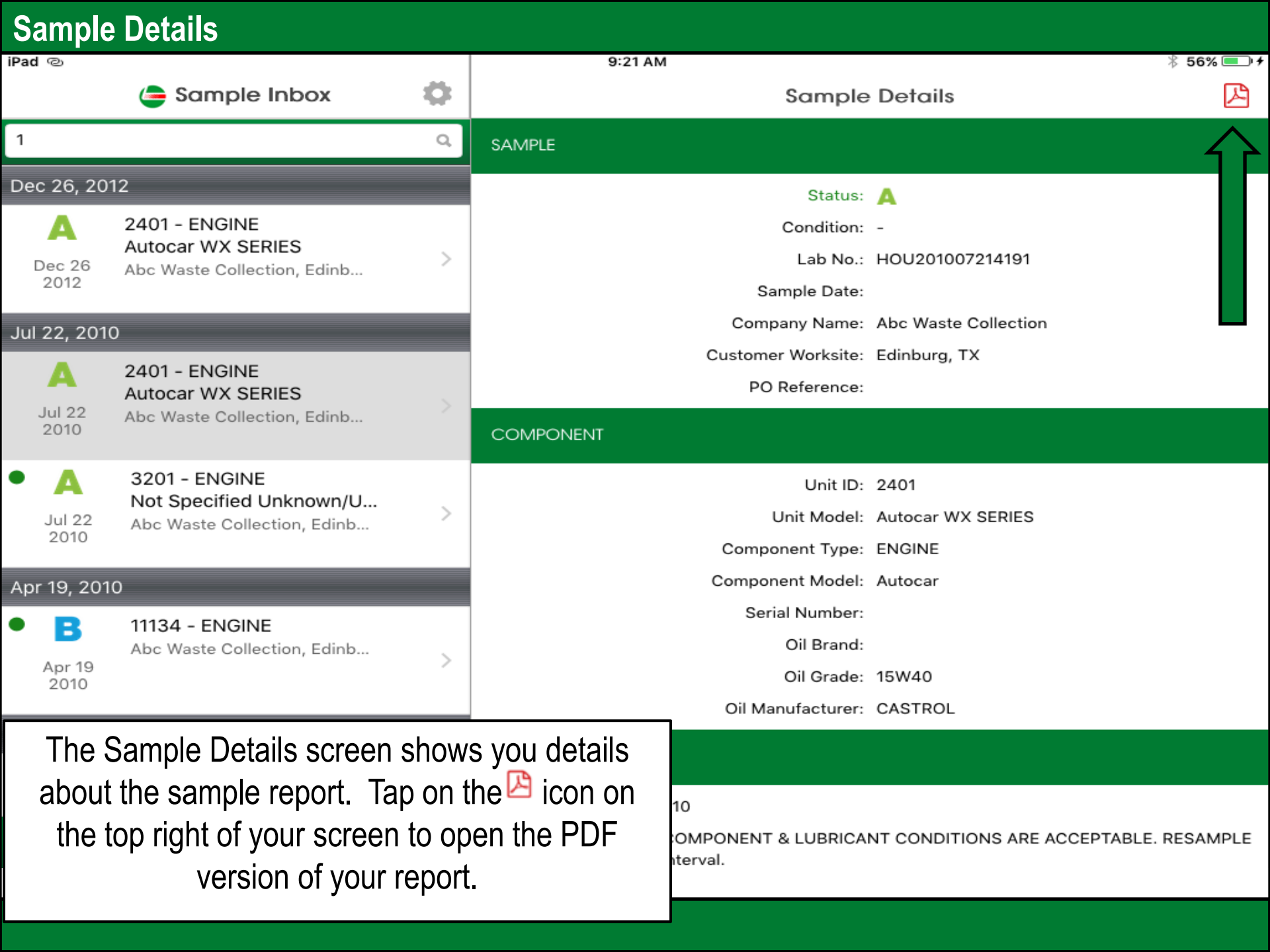
Report

Select a filter you want to search by –

*Note: filters can only be set up on the desktop version of Labcheck, and some filters are not applicable to the mobile version of Labcheck.*

You can sort your inbox by tapping on Sample Date, Severity, Unit ID, Component Type, or Customer Worksite, or you can sort by Date Range.





# Sample Details

- 1
- Dec 26, 2012
- A

2401 - ENGINE  
Autocar WX SERIES  
Abc Waste Collection, Edinb...

>
- Dec 26 2012
- Jul 22, 2010
- A

2401 - ENGINE  
Autocar WX SERIES  
Abc Waste Collection, Edinb...

>
- Jul 22 2010
- A

3201 - ENGINE  
Not Specified Unknown/U...  
Abc Waste Collection, Edinb...

>
- Jul 22 2010
- Apr 19, 2010
- B

11134 - ENGINE  
Abc Waste Collection, Edinb...

>
- Apr 19 2010

SAMPLE

Status: A

Condition: -

Lab No.: HOU201007214191

Sample Date:

Company Name: Abc Waste Collection

Customer Worksite: Edinburg, TX

PO Reference:

COMPONENT

Unit ID: 2401

Unit Model: Autocar WX SERIES

Component Type: ENGINE

Component Model: Autocar

Serial Number:


Oil Brand:

Oil Grade: 15W40

Oil Manufacturer: CASTROL

10

COMPONENT & LUBRICANT CONDITIONS ARE ACCEPTABLE. RESAMPLE interval.

The Sample Details screen shows you details about the sample report. Tap on the  icon on the top right of your screen to open the PDF version of your report.

# Opening the PDF Report

Sample Inbox

1

Dec 26, 2012

A

2401 - ENGINE  
Autocar WX SERIES  
Abc Waste Collection, Edinb...

Dec 26 2012

Jul 22, 2010

A

2401 - ENGINE  
Autocar WX SERIES  
Abc Waste Collection, Edinb...

Jul 22 2010

A

3201 - ENGINE  
Not Specified Unknown/U..  
Abc Waste Collection, Edinb...

Jul 22 2010

Apr 19, 2010

B

11134 - ENGINE  
Abc Waste Collection, Edinb...

Apr 19 2010

Mar 16, 2010

B

11134 - ENGIN  
Abc Waste Coll

Mar 16

SAMPLES

SUPPORT

9:22 AM

Sample Details

SAMPLE

Status: A

HOU201007214191

Abc Waste Collection  
Edinburg, TX

2401  
Autocar WX SERIES  
ENGINE  
Autocar  
15W40

AirDrop. Share instantly with people nearby. If they turn on AirDrop from Control Center on iOS or from Finder on the Mac, you'll see their names here. Just tap to share.

Message

Mail

Add to Notes

Copy to iBooks

Copy

Print

More

The Labcheck app allows you to open up the PDF in a variety of ways depending upon which apps you already have installed on your phone. You may also have the ability to message or email the reports from your iPad. Tap on Import with iBooks to open the PDF of the report.

# Sample Activity

iPad

Sample Inbox

1

Dec 26, 2012

A

2401 - ENGINE  
Autocar WX SERIES  
Dec 26 2012  
Abc Waste Collection, Edinb...

Jul 22, 2010

A

2401 - ENGINE  
Autocar WX SERIES

The bottom of the Sample details screen allows you to add sample actions and sample comments.

The lightning bolt icon allows you to assign a Sample Action

The chat bubble icon allows you to add comments to the sample

9:22 AM

56%

Sample Details

Lab No.: H00201007214191

Sample Date:

Company Name: Abc Waste Collection

Customer Worksite: Edinburg, TX

PO Reference:

COMPONENT

Unit ID: 2401

Unit Model: Autocar WX SERIES

Component Type: ENGINE

Component Model: Autocar

Serial Number:

Oil Brand:

Oil Grade: 15W40

Oil Manufacturer: CASTROL

MAINTENANCE

Reported On: Jul 21, 2010

ANALYSIS INDICATES COMPONENT & LUBRICANT CONDITIONS ARE ACCEPTABLE. RESAMPLE at the next scheduled interval.

ACTIVITY

No activity detected

# Sample Actions

iPad

Sample Inbox



< Back

9:22 AM

56%

Sample HOU201007214191: Add Action

Assigning a sample action allows you to assign maintenance duties or follow up actions to your sample results.

1. First under assign to type in the email address you want to assign this sample action to
2. Tap on the drop down under Status to assign a status.
3. Enter in additional comments
4. Once complete click Save and an email will be sent to the person you've assigned the sample action to.

Assign To\*

Type to find users...

Status\*

Resolution

Comments\*

Work Order Number

Estimating Savings

Save

Cancel

# Sample Comments

iPad

Sample Inbox

1

Dec 26, 2012

A

Dec 26 2012

2401 - ENGINE  
Autocar WX SERIES  
Abc Waste Collection, Edinb...

>

Jul 22, 2010

A

Jul 22 2010

2401 - ENGINE  
Autocar WX SERIES  
Abc Waste Collection, Edinb...

>

●

A

Jul 22 2010

3201 - ENGINE  
Not Specified Unknown/U...  
Abc Waste Collection, Edinb...

>

Apr 19, 2010

●

B

Apr 19 2010

11134 - ENGINE  
Abc Waste Collection, Edinb...

>

Mar 16, 2010

●

B

Mar 16

11134 - ENGINE  
Abc Waste Collection, Edinb...

>

SAMPLES

SUPPORT

SETTING

9:34 AM

58%

< Back

Sample HOU201007214191: Add Comment

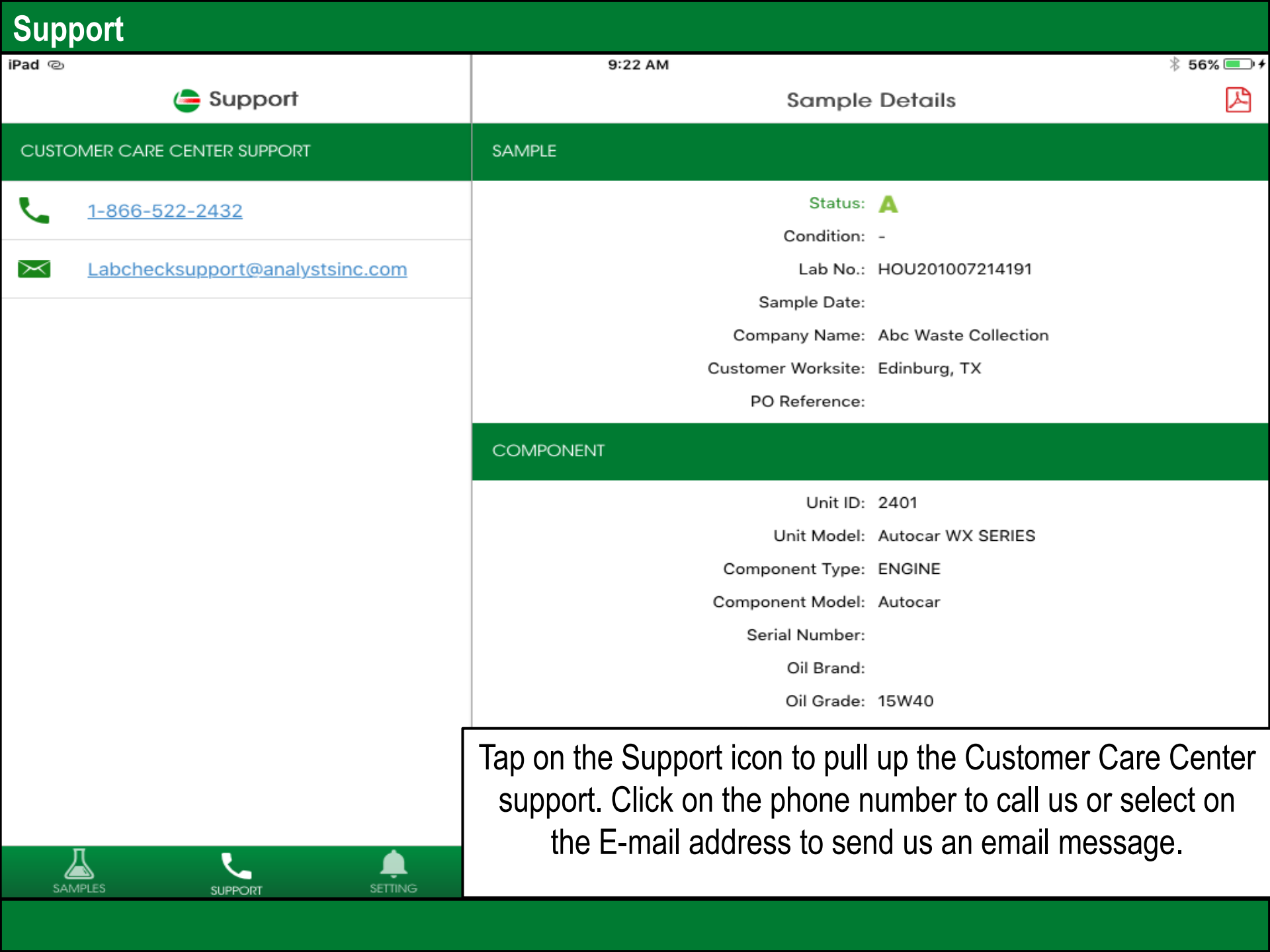
Enter Comment








Example.

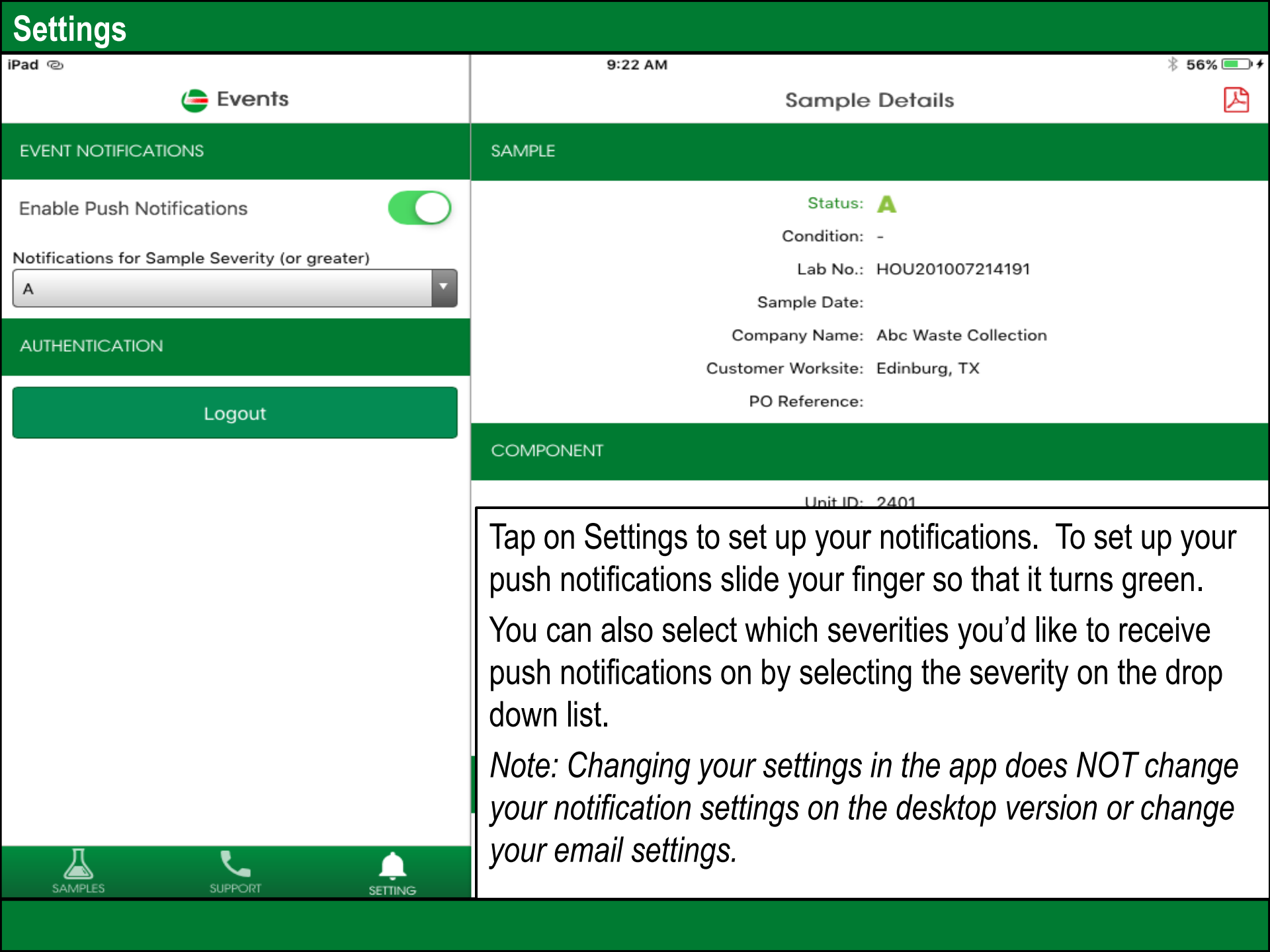
Save

Cancel


Sample Comment allows you to enter a comment and click save. This comment will appear under the sample details screen in the app.




Support	
iPad	9:22 AM 56%
 Support	Sample Details 
CUSTOMER CARE CENTER SUPPORT	SAMPLE
 <a href="tel:1-866-522-2432">1-866-522-2432</a>	Status: <span style="color: green;">A</span>
 <a href="mailto:Labchecksupport@analystsinc.com">Labchecksupport@analystsinc.com</a>	Condition: -
	Lab No.: HOU201007214191
	Sample Date:
	Company Name: Abc Waste Collection
	Customer Worksite: Edinburg, TX
	PO Reference:
	COMPONENT
	Unit ID: 2401
	Unit Model: Autocar WX SERIES
	Component Type: ENGINE
	Component Model: Autocar
	Serial Number:
	Oil Brand:
	Oil Grade: 15W40
Tap on the Support icon to pull up the Customer Care Center support. Click on the phone number to call us or select on the E-mail address to send us an email message.	
 SAMPLES	 SUPPORT
 SETTING	



# Settings

 Events

EVENT NOTIFICATIONS


Enable Push Notifications 


Notifications for Sample Severity (or greater)


A

AUTHENTICATION

Logout


 SAMPLES

 SUPPORT

 SETTING

9:22 AM

56%

Sample Details 

SAMPLE

Status: **A**

Condition: -

Lab No.: HOU201007214191

Sample Date:

Company Name: Abc Waste Collection

Customer Worksite: Edinburg, TX

PO Reference:

COMPONENT

Unit ID: 2401

Tap on Settings to set up your notifications. To set up your push notifications slide your finger so that it turns green. You can also select which severities you'd like to receive push notifications on by selecting the severity on the drop down list.

*Note: Changing your settings in the app does NOT change your notification settings on the desktop version or change your email settings.*



LABCHECK SUPPORT DESK:

Phone: **1.866.522.2432**

Email: **LabcheckSupport@AnalystsInc.com**

**[www.labcheckonline.net](http://www.labcheckonline.net)**

**[www.labcheckresources.com](http://www.labcheckresources.com)**