



Quick Start Guide



Registering Labels(P-Labels)

Learn How To:

1. Enter Tracking #s Online before Mailing Samples
2. Review Label History

Labcheck: Entering Label Tracking Numbers Online

**Login to Labcheckonline.net and enter your tracking number
before sending samples for timely sample processing**

 P201303010001	Unit ID: _____
	Component: _____
 P201303010001	Filter Changed: <input type="checkbox"/> YES / <input type="checkbox"/> NO Oil Changed: <input type="checkbox"/> YES / <input type="checkbox"/> NO
	Time on Unit: _____ Sample Date: _____

Tracking Number:



1 Receive P-Labels in Mail

2 Enter Tracking # Online

3 Affix to Jar, Mail In

Labels: Explore Tab and Find Units Tab

New Samples

There are two easy methods to create labels: the Explore Tab and the Find Units Tab

No units selected for sampling. Use a filter above or select from the Equipment Page:

Use Checkboxes in Equipment Tree

or

Find Equipment and Check

Castrol
LABCHECK
NEXTGENERATION

HOME SAMPLES EQUIPMENT LABELS REPORTS SETTINGS ADMIN

Explore Find Units

Quick filter here...

1 **Explore** 2

Compare Graph New Sample

- ☐ A-28 International 4900
- ☐ A-29 International 2554
- ☐ A-30 International 7400
- ☐ A-31 International 4900
- ☐ A-32 International 7400
- ☐ A-33 Caterpillar 938G
- ☐ A-35 John Deere 650J
- ☐ A-37 Not Specified Unknown/Unspecified
- ☐ A-76 Freightliner FL70
- ☐ A-80 Not Specified Unknown/Unspecified
- ☐ A-94 Freightliner FLD
- ☐ A-95 Ford LNT 9000
- ☐ A-97 Deere & Co. 200CLC EXCAVATOR
- ☐ A36 Not Specified BW 11RH
- ☐ B.R. Enterprises, Hollansburg, OH
- ☐ Barrett Paving Materials, Cincinnati, OH

Castrol
LABCHECK
NEXTGENERATION

HOME SAMPLES EQUIPMENT LABELS REPORTS SETTINGS ADMIN

Explore Find Units

1 **Find Units** 2

Clear New Samples Download Equipment

Customer	Worksite	Unit ID
alabama		Filter...
<input checked="" type="checkbox"/> Alabama River Cellu		01-475203
<input checked="" type="checkbox"/> Alabama River Cellu		01-472169
<input checked="" type="checkbox"/> Alabama River Cellulose Lc	PERDUE HILL	01-475202
<input type="checkbox"/> Alabama River Cellulose Lc	PERDUE HILL	01-475207
<input type="checkbox"/> Alabama River Cellulose Lc	PERDUE HILL	01-725305
<input type="checkbox"/> Alabama River Cellulose Lc	PERDUE HILL	08-7253046
<input type="checkbox"/> Alabama River Cellulose Lc	PERDUE HILL	01-715702
<input type="checkbox"/> Alabama River Cellulose Lc	PERDUE HILL	01-715702
<input type="checkbox"/> Alabama River Cellulose Lc	PERDUE HILL	TOTE 18
<input type="checkbox"/> Alabama River Cellulose Lc	PERDUE HILL	TOTE 19
<input type="checkbox"/> Alabama River Cellulose Lc	PERDUE HILL	TOTE 27
<input type="checkbox"/> Alabama River Cellulose Lc	PERDUE HILL	01-472166

Labels: Selecting Equipment



English▼

Frank Gilboy ▼

Last login on 12/21/2014

HOME

SAMPLES

EQUIPMENT

LABELS

REPORTS

SETTINGS

ADMIN



Recent Samples By Severity



Samples since November 21,
2014

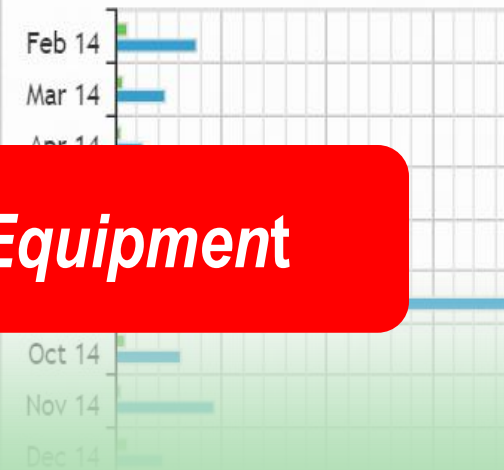


Track Samples

Track Sample

Sample Turnaround

Sample Turnaround



The first step to register labels is to select ***Equipment***

Labels: Selecting Equipment

HOME SAMPLES EQUIPMENT LABELS REPORTS SETTINGS ADMIN

Quick Search

Need Help ?

Explore

Find Units

Quick filter here...



Compare Graph

Print Labels

- Acme Lubricants Inc, JONESTOWN PA
 - Abel Construction Co. Ind, MOUNTVILLE, PA
 - 12G Caterpillar 12G
 - ☒ ENGINE
 - ☒ HYDRAULIC
 - ☐ TRANS-AUTO
 - 135D-2 Deere & Co.
 - 310 #9 Deere & Co. 310SG
 - 310SG-7 Deere & Co. 310SG
 - 750J Deere & Co. 750J
 - 973C Caterpillar 973C
 - ATLAS COPCO #6 Atlas Copco XAS96
 - ATLAS COPCO #7 Atlas Copco XAS96
 - BW213D-3 #5 Bomag BW213D-3
 - BW213PDH3 #4 Bomag BW213PDH-3
 - D8R-1 Caterpillar D8R
 - D8R-2 Caterpillar D8R
 - D8T Caterpillar D8T
 - DRILL 7 Tamrock Ranger 700
 - DUSTIN Does Not Apply Unknown/Unspecif
 - FT-2 International 530E
 - FT-3 Ford LOUISVILLE
 - GT-3600 Gomaco GT-3600
 - LV-1 International Harvester 4300
 - LV-2 International Harvester 4300

On the left we open our Equipment Tree and check the boxes for the units or components we are sampling.

Labels: Selecting Equipment

HOME SAMPLES EQUIPMENT LABELS REPORTS SETTINGS ADMIN

Quick Search

Need Help ?

Explore

Find Units

Quick filter here...



Compare Graph

Print Labels

- Acme Lubricants Inc, JONESVILLE, PA
 - Abel Construction Co. Ind, MOUNTVILLE, PA
 - 12G Caterpillar 12G
 - ☒ ENGINE
 - ☒ HYDRAULIC
 - ☐ TRANS-AUTO
 - 135D-2 Deere & Co.
 - 310 #9 Deere & Co. 310SG
 - 310SG-7 Deere & Co. 310SG
 - 750J Deere & Co. 750J
 - 973C Caterpillar 973C
 - ATLAS COPCO #6 Atlas Copco XAS96
 - ATLAS COPCO #7 Atlas Copco XAS96
 - BW213D-3 #5 Bomag BW213D-3
 - BW213PDH3 #4 Bomag BW213PDH-3
 - D8R-1 Caterpillar D8R
 - D8R-2 Caterpillar D8R
 - D8T Caterpillar D8T
 - DRILL 7 Tamrock Ranger 700
 - DUSTIN Does Not Apply Unknown/Unspecif
 - FT-2 International 530E
 - FT-3 Ford LOUISVILLE
 - GT-3600 Gomaco GT-3600
 - LV-1 International Harvester 4300
 - LV-2 International Harvester 4300

Then click *Print Labels*

Labels: Find Units Tab



Select Language English

Frank Gilboy ▾ Last login on 12/21/2014

HOME SAMPLES EQUIPMENT LABELS REPORTS SETTINGS ADMIN

Quick Search

Need Help ?

Explore

Find Units

We can also search for
Equipment using Find Units



Clear



Print Labels

Filters





<input type="checkbox"/> Customer	Worksite	Unit ID	Unit Manufacturer	Unit Model	Component
Filter...	Filter...	12g cat	Filter...	Filter...	Filter...
<input type="checkbox"/> Abel Construction Co. Ind	MOUNTVILLE, PA	12G	Caterpillar	12G	TRANS-AUTO
<input type="checkbox"/> Abel Construction Co. Ind	MOUNTVILLE, PA	12G	Caterpillar	12G	HYDRAULIC
<input type="checkbox"/> Abel Construction Co. Ind	MOUNTVILLE, PA	12G	Caterpillar	12G	ENGINE

Label Wizard: Filling Out Sample Information

New Samples





History/Status

 Remove All

 Submit Samples

required fields

+ Fast Fill

	Component	Sampled Date	Unit Age	Lube Age	Age Units	Lube	Lube Added
	12G ENGINE	12/21/2014	5000	1250	Hrs ▾	CASTROL SYNTEC 5W20 	
Last Sample:02/25/2011 Unit Age:6109 Lube Age:		Tracking Number:		Filter Changed:	No ▾	Comment:	
				Lube Service:	Changed ▾		
	12G HYDRAULIC	12/21/2014	5000	500	Hrs ▾	CASTROL HYD 46 	
Last Sample: Unit Age:6109 Lube Age:		Tracking Number:		Filter Changed:	Yes ▾	Comment:	
				Lube Service:	Sampled ▾		

Online Help

Quick Links

Help Desk



LOAMS: Equipment Review



Select Language English

Frank Gilboy ▾ Last login on 12/21/2

HOME SAMPLES EQUIPMENT LABELS REPORTS SETTINGS ADMIN

Quick Search

Need Help

New Samples History/Status

Remove All

Submit Samples

Filters



required fields

+ Fast Fill



Copy to All Samples

Sampled Date	Unit Age	Age Units	Lube
<input type="text" value="mm/dd/yyyy"/>	<input type="text" value="0"/>	<input type="text"/>	<input type="text"/>
Filter Changed:		Comment:	
Lube Service:			

Fast Fill copies values across all of your labels to save time.



Last

Lube Added



12G HYDRAULIC

12/21/2014

5000

500

Hrs

CASTROL HYD 46



Last Sample:

Tracking Number:

Filter Changed:

Yes

Comment:

Unit Age: 6109

Label Wizard : Equipment Review



Select Language English

Frank Gilboy Last login on 12/21/2014

HOME SAMPLES EQUIPMENT LABELS REPORTS SETTINGS ADMIN

Quick Search

Need Help ?

New Samples

History/Status

Remove All

Submit Samples

Filters



required fields



+ Fast Fill

	Component	Sampled Date	Unit Age	Lube Age	Age Units	Lube	Lube Added
	12G ENGINE	12/21/2014	5000	1250	Hrs	CASTROL SYNTEC 5W20	
Last Sample:02/25/2011 Unit Age:6109 Lube Age:		Tracking Number: P201502090542		Filter Changed: No	Lube Service: Changed	Comment:	
	12G HYDRAULIC						

Enter the Tracking # from each Label here

Online Help

Quick Links

Help Desk



Label Wizard : Equipment Review



Select Language English

Frank Gilboy Last login on 12/21/2014

HOME SAMPLES EQUIPMENT LABELS REPORTS SETTINGS ADMIN

Quick Search

Need Help ?

New Samples History/Status

Remove All Submit Samples

Filters

required fields

+ Fast Fill

	Component	Sampled Date	Unit Age	Lube Age	Age Units	Lube	Lube Added
	12G ENGINE	12/21/2014	5000	1250	Hrs	CASTROL SYNTEC 5W20	
Last Sample:02/25/2014 Unit Age:6109 Lube Age:		Tracking Number:	P201502090542	Filter Changed:	No	Comment:	
				Lube Service:	Changed		
	12G HYDRAULIC	12/21/2014				L HYD 46	
Last Sample: Unit Age:6109 Lube Age:		Tracking Nu				Comment:	

After all required fields are filled in select
Submit Samples

Online Help

Quick Links

Help Desk



Label Wizard : Equipment Review



Select Language English

Frank Gilboy Last login on 12/21/2014

HOME SAMPLES EQUIPMENT LABELS REPORTS SETTINGS ADMIN

Quick Search

Need Help ?

New Samples

History/Status

Filters

Remove All

Submit Samples

required fields

Information

These samples do not have tracking numbers. Tracking numbers will be automatically generated.

Ok

If we receive this message
click "x", go back and enter
tracking numbers

Online Help

Quick Links

Help Desk

Labels: Modifying Labels/Label History



Select Language English

Frank Gilboy ▾ Last login on 12/21/2014

HOME SAMPLES EQUIPMENT LABELS REPORTS SETTINGS ADMIN

Quick Search

Need Help ?

New Samples

History/Status



Status Report



Print Labels

1 ▾



Label Sheet
Start Position



Small Labels

Filters



+ Filter History

<input checked="" type="checkbox"/>	Unit ID/Component	Sampled Date	Unit Age	Lube Age	Age Units	Lube	Lube Added
<input checked="" type="checkbox"/>	12G HYDRAULIC	12/21/2014	5000	500	HR	CASTROL HYD 46	
	Last Sample: Unit Age: 6109 Lube Age:	Tracking Number:	P201502090542	Filter Changed:	T	Comment:	
				Lube Service:	S		
	Modify Delete Submitted Date: 12/21/2014 Submitted By: labcheckdemo Status: Not Received Worksite: MOUNTVILLE, PA						
<input checked="" type="checkbox"/>	12G ENGINE	12/21/2014				CASTROL SYNTEC 5W20	
	Last Sample: 02/25/2011 Unit Age: 6109 Lube Age:	Tracking N				ment:	
	Modify Delete Submitted Date: 12/21/2014 Sub						

Modify/Delete labels
not received by the lab

Online Help





Quick Links

Help Desk



Labels: Modifying Labels/Label History

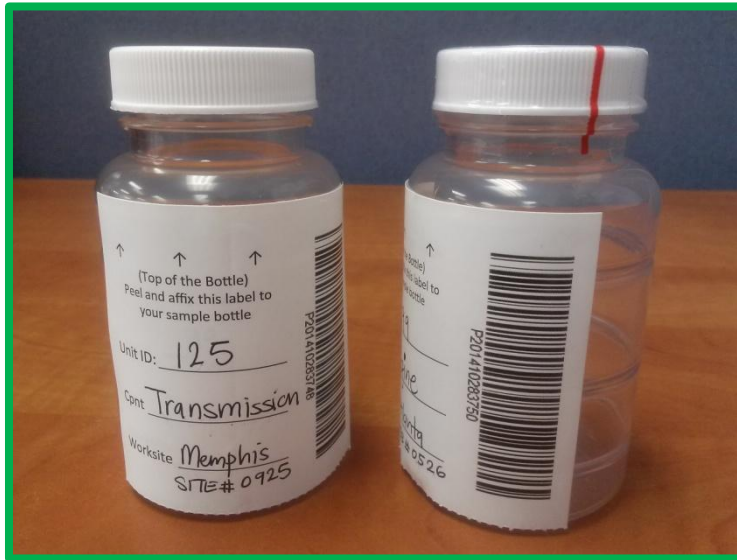
Retain stub for records

 P201303010001	Unit ID: _____		
	Component: _____		
	Filter Changed: <input type="checkbox"/> YES / <input type="checkbox"/> NO		Oil Changed: <input type="checkbox"/> YES / <input type="checkbox"/> NO
	Time on Unit: _____		Sample Date: _____
 (Top of the Bottle) Peel and affix this label to your sample bottle	Unit ID: _____	Cpnt: _____	Worksite: _____
	 NEXTEGENERATION		
	 P201303010001		

Tear off and Affix Label
to outside of jar

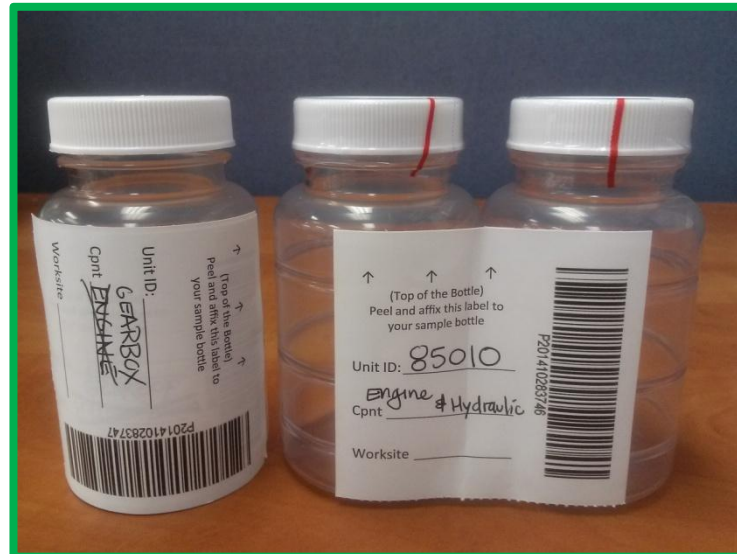


P Label Do's and Don'ts



Dos

- Login online and enter tracking # before sending samples in to laboratory
- Fill out labels completely and correctly.
- Affix label to the bottle correctly. The barcode should be vertical



Dont's

- Do not send samples in without registering them online
- Do not use a single label for more than one sample
- Do not write on labels
- Missing information reduces the accuracy of used oil analysis reporting.



LABCHECK SUPPORT DESK:

Phone: **1.866.522.2432**

Email: **LabcheckSupport@AnalystsInc.com**

www.LabcheckResources.com