



Labcheck Next Generation

Quick Start Guide

Equipment Management

Equipment Tab

Equipment management is performed in the "Equipment" tab



[My Account](#)

[Log Out](#)



Home

Samples

Equipment

Labels

Reports

Preferences

Admin

Equipment

Explore

Find



Equipment

Abel Construction Co. Ind, Mobile Shop 2

Summary

Unit List

Customer Details

Add

Modify

Copy

Delete

Download Equipment

- ACME Truck Distribution, JONESTOWN PA
 - Abel Construction Co. Ind, Mobile Shop 2
 - 12G Caterpillar 12G
 - 135D-2 Deere & Co.
 - 1506 Chevrolet 3500
 - 1531 Ford F150
 - 310 #9 Deere & Co.
 - 310SG-7 Deere & Co.
 - 750J Deere & Co. 750
 - 973C Caterpillar 973C
 - ATLAS COPCO #6 Atlas
 - ATLAS COPCO #7 Atlas
 - BW213D-3 #5
 - BW213PDH3 #
 - D8R-1 Caterpillar
 - D8R-2 Caterpillar
 - D8T Caterpillar
 - DRILL 7 Tamrock
 - DUSTIN Does
 - ET-2 International 530E

On the left side of the page, the "Equipment" displays users worksites, units and components in a tree format

	Unit ID	Equipment Type	Make	Model
<input type="checkbox"/>	12G	Graders	Caterpillar	12G
<input type="checkbox"/>	135D-2		Deere	
<input type="checkbox"/>	1506		Chevrolet	
<input type="checkbox"/>	1531		Ford	
<input type="checkbox"/>	310 #9		Deere	
<input type="checkbox"/>			Deere	
<input type="checkbox"/>			Deere	
<input type="checkbox"/>			Caterpillar	973C
<input type="checkbox"/>			Atlas Copco	XAS96

The right side of the page displays relevant information related to items selected within the "Equipment Hierarchy"

Worksite Level




Equipment

Explore

Find



Compare Graph



New Samples



Equipment

ACME Truck Distribution, JONESTOWN PA

Summary

Unit List

Customer Details

ACME Truck Distribution, JONESTOWN PA

Label Construction Co. Ind, Mobile Shop 2

12G Caterpillar 12G

135D-2 Deere & Co.

06 Chevrolet 3500HD

Ford F150

Deere & Co. 310SG

Worksites are identified by blue “File” icons. When selected, users can view a worksite sample summary, unit list, and site details

The tabs within on the right side can be used to display the following:

- Summary Tab** – contains a list of unviewed C + D codes and equipment due or overdue for sampling.
- Unit List Tab**– contains a list of registered units that can be added to, modified, copied or deleted.
- Customer Details Tab**– contains site contact information (address, phone, primary contact).

Equipment Lists

Equipment

[Explore](#) [Find](#)

Equipment

Abel Construct

[Summary](#) [Unit List](#) [Customer Details](#)[Add](#)[Modify](#)[Copy](#)[Delete](#)[Download Equipment](#)

ACME Truck Distribution, JONESTOWN PA

Abel Construction Co. Ind, Mobile Shop 2

 12G Caterpillar 12G 135D-2 Deere & Co. 1506 Chevrolet 3500HD 1531 Ford F150 310 #9 Deere & Co. 310S 310SG-7 D8R-1 Caterpillar D8R D8R-2 Caterpillar D8R D8T Caterpillar D8T DRILL 7 Tamrock RANGER 700 DUSTIN Does Not Apply Unknown/Un ET-2 International 530E

Unit ID ▲

Equipment Type

12G

Graders

Caterpi

135D-2

Deere &

1506

Chevro

1531

Ford

310 #9

Deere &

310SG-7

Deere &

750J

Deere &

973C

Deere &

Download Data

Choose a format for report

XLS

XML

[Download Data](#)

Select at the top to extract all or select individual equipment to be downloaded by using the check boxes


Equipment lists can be extracted in both XLS and XML format

XLS – Standard excel format
XML- used for a 3rd party software
Once selected click “Download Data” and a new window will pop up

Component Level

Equipment

Explore Find

 Compare Graph
 New Samples

- ACME Truck Distribution, JONESTOWN PA
 - Abel Construction Co. Ind, Mobile Shop 2
 - 12G Caterpillar 12G
 - ENGINE
 - HYDRAULIC
 - TRANS-AUTO**



Equipment

Sample History

Component Detail



Trend Graph



Condition Summary



History Report

Sampled Date	Severity	Con
02/25/2011		6109

TRANS-AUTO

From “**Sample History**”, you can view a list of all samples for this component, component details, and component maintenance events.

Components are identified by “**Wrench**” icons. When selected, users can view a list of samples, component details, and component maintenance events

Clicking on a sample allows you to go back to Sample Details to review the full report.

Component Level

[Home](#)[Samples](#)[Equipment](#)[Labels](#)[Reports](#)[Preferences](#)[Admin](#)

Equipment




[Explore](#)[Find](#)


Equipment

TRANS-AUTO

[Sample History](#)[Component Details](#)[Maintenance](#)

- ACME Truck Distribution, JONESTOWN PA
 - Abel Construction Co. Ind, Mobile Shop 2
 - 12G Caterpillar 12G
 - ENGINE
 - HYDRAULIC
 - TRANS-AUTO**

 **Trend Graph**  **Condition Summary**  **History Report**

Sampled Date	Severity	Component Age	Lub	Condition	Login Date
02/25/2011		6109			

From the component, you can also perform a variety of graphing functions

The "Maintenance" tab, allows you to record significant component maintenance events

Sample Labels



Home

Samples

Equipment

Labels

Reports

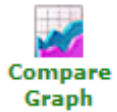
Preferences

Admin

Equipment

Explore

Find



Compare
Graph



New
Samples



Equipment

12G Caterpillar 12G

Summary

Component List

Unit Details

ACME Truck Distribution, JONESTOWN PA

Abel Construction Co. Ind, Mobile Shop 2

12G Caterpillar 12G

ENGINE

HYDRAULIC

TRANS-AUTO

135D-2 Deere & Co.

1506 Chevrolet 3500HD

1531 Ford F150

310 #9 Deere & Co. 310SG

310SG-7 Deere & Co. 310SG

750J Deere & Co. 750J

973C Caterpillar 973C

ATLAS COPCO #6 Atlas Copco XAS9

ATLAS COPCO #7 Atlas Copco XAS9

BW213D-3 #5 Bomag BW213D-3

Sample labels are created from Equipment Hierarchy, “**New Samples**” tab becomes available by selecting the unit/components you want labels for

Identify

Delete

	Make	Serial
	Caterpillar	61M1514
	Caterpillar	61M1514
	Caterpillar	61M1514

NOTE: See Quick Start Guide for more details on generating Sample Labels.