



Labcheck Next Generation

Quick Start Guide

Adding New Equipment

Adding New Units



Home

Samples

Equipment

Labels

Reports

Preferences

Admin

Equipment

Explore Find



- ACME Truck Distribution, JONESTOWN PA
 - Abel Construction Co. Ind, Mobile Shop 2
 - Amer Construction Company, YORK PA
 - American Paving Corp., SHOP**
 - 2002 Mack RD688S
 - 2002 Western Star 4964F
 - 2002-1 Mack RD688S
 - 2004 Mack RD688S
 - 2005 Mack RD688S
 - 2006 Mack RD688S
 - 2007 Mack RD688S
 - 2008 Mack RD688S
 - 2009 Mack RD688S
 - 2010 Mack RD688S
 - 2011 Mack RD688S
 - 2012 Mack RD688S
 - 2013 Mack RD688S
 - 2014 Mack RD688S
 - 2015 Mack RD688S
 - 2016 Mack RD688S
 - 2017 Mack RD688S
 - 2018 Mack RD688S
 - 2019 Mack RD688S
 - 2020 Mack RD688S
 - 2021 Mack RD688S
 - 2022 Mack RD690S

Equipment

Summary **Unit List** Customer Details

Add Modify Copy Delete Download Equipment

	Unit	Equipment Type	Make	Model
<input type="checkbox"/>	2000		Mack	CV713
<input type="checkbox"/>	2002		Western Star	4964F
<input type="checkbox"/>	2002-1	Re	Mack	RD688S
<input type="checkbox"/>	2004			
<input type="checkbox"/>	2005			
<input type="checkbox"/>	2006			
<input type="checkbox"/>	2007			
<input type="checkbox"/>	2008			
<input type="checkbox"/>	2009		Mack	CV713

Step 1:

To add new units click on the "Equipment" tab

Step 2:

Select the worksite you want to add equipment to, and click on the "Unit List" tab

Step 3:

Select "Add" to open New Unit Wizard

Adding unit Step 1

New Unit Wizard is a three step process that allows users to fully register new units in the Labcheck System

Equipment

[Explore](#) [Find](#)

 Compare Graph
 New Samples

- ACME Truck Distribution, JONESTOWN PA
- Abel Construction Co. Ind, Mobile Sho
- Abel Construction Company Inc, YOR
- American Paving Corp., SHOP
- 2000 Mack CV713
- 2002 Western Star 4964E

Back 1 2 3 Next

Step 1 - Unit Details

required fields +

Start typing equipment type, make and/or model

Model +

Type	Make	Model
Refuse Truck	International	7400
Refuse Truck	International	7400 2007
Refuse Truck	International	7400 DT530
Refuse Truck	International	4700
Refuse Truck	International	9000 SERIES
Refuse Truck	International	9000 Series
Refuse Truck	International	1600 SERIES
Refuse Truck	International	1600 Series
Refuse Truck	International	7000
Refuse Truck	International	7000 SERIES

Next to "Model" input equipment by type (dozer, refuse truck, etc.) or OEM make/model. The system will begin to auto populate, allowing you to select the appropriate information

- 2016 Mack R686ST
- 2018 Mack RD690SX

2009 Mack CV713

Duplicate Finder

Step two of the New Unit Wizard searches your records for duplicate units. The search covers multiple worksites that you have access to.

Duplicate Finder

1 2 3

[Back](#) [Next](#)

Step 2 - Duplicate Finder

Below are similar units already in the system. Select one to use instead of creating a new unit.

Make	Model	Unit ID	Serial
<	RD688S	3002	0
<	RD688S	2218	a41g
<	RD688S	2006	
<	RD688S	CDMX150	0

None of these are this new unit

[Go to Unit](#) [Cancel](#)

If none of the units listed are the new unit being created, you must check the box to continue

The Equipment Wizard will identify possible duplicate equipment based on Unit ID, make/model, and serial number matches

NOTE: System will only identify duplicate units that the user has access to.

Mack	RD688S
Mack	RD688S
Mack	RD688S
Mack	RD688S
Mack	RD690S
Mack	RD690S

Registering Components



Step Three of the New Unit Wizard allows you to add components to the unit.

[My Account](#)

[Log Out](#)

[Home](#)

[Sales](#)

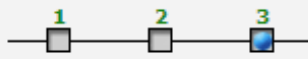
[Reports](#)

[Preferences](#)

[Admin](#)

Components

[Back](#)



[Next](#)

Step 3 - Components

[Add](#)

[Modify](#)

[Delete](#)

NOTE: All components below will be added. Use the check boxes to modify or delete components.

<input type="checkbox"/>	Component	Model	Make
<input checked="" type="checkbox"/>	COOLING		
<input type="checkbox"/>	DIFFERENTIAL FRONT	RD688S	Mack
<input type="checkbox"/>	DIFFERENTIAL REAR	RD688S	Mack
<input checked="" type="checkbox"/>	DIFFERENTIAL	RD688S	Mack
<input type="checkbox"/>	ENGINE	RD688S	Mack

[Save Unit](#)

[Cancel](#)

If the component you want is not listed, you can add it by clicking the **“Add”** button

Select from the available components by clicking on a box to **Modify** or **Delete** the components you don't want registered

When completed click on the **“Save Unit”** button to register the new unit and associated components

- 2022 Mack RD688S
- 2023 Mack RD6882
- 2024 Mack RD688S
- 2025 Mack RD 690S

2010

Updating Units

[Home](#)[Samples](#)[Equipment](#)[Labels](#)[Reports](#)[Preferences](#)[Admin](#)

Equipment

[Explore](#)[Find](#)

- ACME Truck Distribution, JONESTOWN PA
 - Abel Construction Co. Ind, Mobile Shop 2
 - Abel Construction Company Inc, YORK PA
 - American Paving Corp., SHOP**
 - 2000 Mack CV713
 - 2002 Western Star 4964F
 - 2002-1 Mack RD688S
 - 2004 Mack RD688S

New units created will now be listed in the under the worksite and unit list

- 2010 Mack CV713
- 2011 Mack CV713
- 2016 Mack R686ST
- 2018 Mack RD690SX



Equipment

American Paving Corp., SHOP

[Summary](#)[Unit List](#)[Customer Details](#)[Add](#)[Modify](#)[Copy](#)[Delete](#)[Download Equipment](#)

<input type="checkbox"/>	Unit ID ▲	Equipment Type	Make	Model
<input type="checkbox"/>	2000		M	CV713
<input type="checkbox"/>	2002			
<input checked="" type="checkbox"/>	2002-1	Refuse Tru		
<input type="checkbox"/>	2004			
<input type="checkbox"/>	2005			
<input type="checkbox"/>	2006		Mack	RD688S
<input type="checkbox"/>	2007		Mack	RD6905
<input type="checkbox"/>	2008		Mack	RD690S
<input type="checkbox"/>	2009		Mack	CV713

To update or make changes, select the unit and appropriate button to "Modify", "Copy" or "Delete"

Adding Components



Equipment

Explore

Find



- ACME Truck Distribution, JONESTOWN PA
 - Abel Construction Co. Ind, Mobile Shop 2
 - Abel Construction Company Inc, YORK PA
 - American Paving Corp., SHOP
 - 2000 Mack CV713
 - 2002 Western Star 4964F
 - 2002-1 Mack RD688S
 - 2004 Mack RD688S**
 - ENGINE
 - 2011 Mack RD688S
 - 2011 Mack RD688S
 - 2011 Mack CV713
 - 2016 Mack R686ST
 - 2018 Mack RD690SX

Step 1:

Select the unit that will add a component



Equipment

Summary

Component List

Unit Details

Add

Modify

Delete

<input type="checkbox"/>	Component	Model	Make	Serial
<input checked="" type="checkbox"/>	ENGINE	57-350	Mack	0
<input type="checkbox"/>				
<input type="checkbox"/>				
<input type="checkbox"/>				
<input type="checkbox"/>				
<input type="checkbox"/>				
<input type="checkbox"/>				
<input type="checkbox"/>				
<input type="checkbox"/>				
<input type="checkbox"/>				

Step 2:

Select component list to view all components under the unit

Step 3:

To add components click the "Add" button

To modify or delete a component, first check the box then click "Modify" or "Delete"

Adding Component details

Type information into the field, system will auto populate helping you identify the correct component



Equipment

[Explore](#) [Find](#)

 Compare Graph

- ACME T
- Abel
- Abel
- Amer
- 2002-1 Mack RD688S
- 2004 Mack RD688S
- ENGINE
- 2005 Mack RD688S
- 2006 Mack RD688S
- 2007 Mack RD690S
- 2008 Mack RD690S
- 2009 Mack CV713
- 2010 Mack CV713
- 2011 Mack CV713
- 2016 Mack R686ST

Setup New Component

Component *	trans		Model *	Mack RD688S	
Oil Brand			Serial Number		
Fuel Type			Plant		
Oil Capacity			Oil Un		
Sample Frequency (days)					

Component Type	Position
TRANS-AUTO	
TRANS-AUTO	FRONT
TRANS-AUTO	REAR
TRANSFER CASE	
TRANSMISSION - HYDROSTATIC	
TRANSMISSION - MANUAL	
TRANSPORT TANK	

Magnifying glass identifies smart search or "Auto fill" functionality

Adding Component information



[My Account](#)

[Log Out](#)

“**Component**” and “**Model**” fields are required. Fill in any additional information

[Reports](#)

[Preferences](#)

[Admin](#)

Equipment

[Explore](#) [Find](#)

Setup New Component

Component TRANSMISSION - MANUAL

Model Mack RD688S

Oil Brand CASTROL "TRANS C" 10W30

Serial Number 34561

Fuel Type

Coolant

Oil Capacity 5

Oil Units Qt

Sample Frequency (days) 90

Save

Cancel

Click “**Save**” to add the component to the unit

- ACME T
- Abel
- Abel
- Amer
- 2002-1 Mack RD688S
- 2004 Mack RD688S
- ENGINE
- 2005 Mack RD688S
- 2006 Mack RD688S
- 2007 Mack RD690S
- 2008 Mack RD690S
- 2009 Mack CV713
- 2010 Mack CV713
- 2011 Mack CV713
- 2016 Mack R686ST

Component View



Home

Samples

Equipment

Labels

Reports

Preferences

Admin

Equipment

Explore

Find



Compare
Graph



New
Samples

Once completed, the new component will show up on your component list

- ACME Truck Distribution, JONESTOWN PA
 - Abel Construction Co. Ind, Mobile Shop 2
 - Abel Construction Company Inc, YORK PA
 - American Paving Corp., SHOP
 - 2000 Mack CV713
 - 2002 Western Star 4964F
 - 2002-1 Mack RD688S
 - 2004 Mack RD688S**
 - TRANSMISSION - MANUAL
 - ENGINE
 - 2005 Mack RD688S
 - 2006 Mack RD688S

Equipment

2004 Mack RD688S

Summary

Component List

Unit Details

Add

Modify

Delete

<input type="checkbox"/>	Component	Model	Make	Serial
<input checked="" type="checkbox"/>	TRANSMISSION - MANUAL	RD688S	Mack	34561
<input type="checkbox"/>	ENGINE	E7-350	Mack	0
<input type="checkbox"/>				
<input type="checkbox"/>				
<input type="checkbox"/>				
<input type="checkbox"/>				
<input type="checkbox"/>				
<input type="checkbox"/>				
<input type="checkbox"/>				
<input type="checkbox"/>				

Components Table

To modify or delete a component, first check the box then click **“Modify”** or **“Delete”**